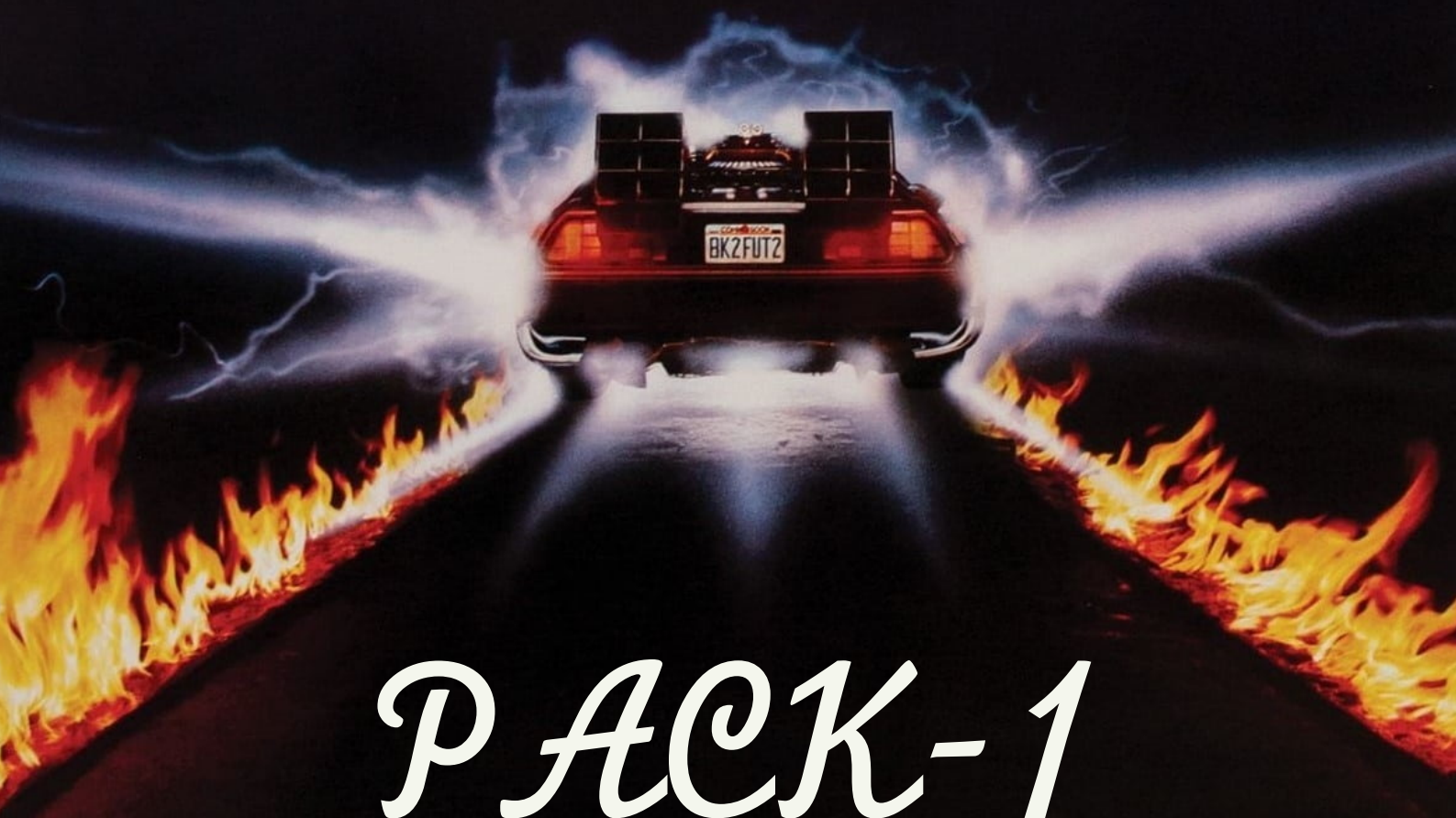



SHIELD 2023



PACK-1

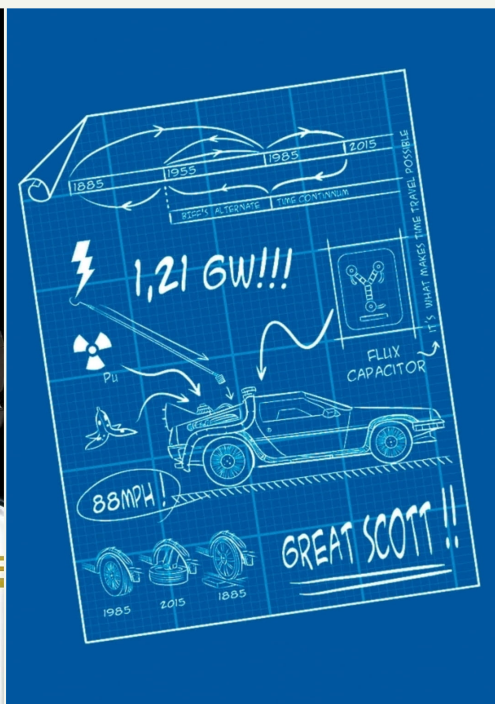
Great Scott! Good morning. I'm Doctor Emmett Brown and I'm standing here in the Cork Show Grounds. It is Saturday morning, April 22, 2023, 7:00 A.M. This is the All Cork Shield experiment number one. As of this moment all sub camps are still asleep most sites are finished and breakfast is about to start. Welcome to your Shield information pack. In the coming weeks we will be posting more information and ideas via our social media (below) be sure to follow. We also need you to post and tag us. This year we are bringing together every group in Cork in a an event never seen before. With a reduced Campcraft and site that allows every scout in your group take part. There is no need to worry about experience as there is a more than capable Campcraft support team on hand to look after all your site needs I should know I've been here all night. We also have a sub camp team with the specific job of looking after the patrols in their sub camp. All Marking sheets are in this pack. A programme gear list will follow. The deadline of all applications is 1st of March. Remember Your future is whatever you make of it. See you in April.



SCAN ME



SCAN ME



#ALLCORKCOUNTYSHIELD

LOCATION : CORK SUMMER SHOW GROUNDS.

DATE: 21ST TO 23RD OF APRIL.

COST : 10 PER SCOUT 15 PER ADULT.

PATROL: SIZE 4 TO 8.

CAMPCRAFT OVERVIEW:

There will BE 8 camp craft and cooking inspections. 1000 marks available. The 8 inspections are:

Friday Progress (100 marks) 8:30pm Friday

Saturday Main 1 and 2 (250 marks) 12:00am Saturday

Saturday Main 3 and 4 (250 marks) 12:00am Saturday

Saturday Test Meal (200 marks) 5:00pm Saturday

Sunday Progress and Breakfast (150 marks) 9:30am Sunday

Final Site and Uniform (50 marks) 12:30pm Sunday

Size of Site 12.5m x 12.5m

There is a designated Scoutcraft team who will assess both the Campcraft and the Cooking, with a backup team to help and advise teams who might need guidance.

Patrol sizes can be from 4 to 8 members in size.

FRIDAY PROGRESS INSPECTION 1: - 100 MARKS

This inspection is relatively simple and will begin about 90mins into site build. The markers will firstly introduce themselves to each of the patrols and on the second time through the site will begin to mark.

Marks are allocated to how the patrol is working as a team, to a plan and under the direction of the Patrol Leader. The inspection will rate the progress you have made in erecting your sleeping tent(s), dining Shelter and fire. all 3 will need to be finished before the inspectors leave the field, which will be about 2 and a half hours into site build.

At all times the campsite should be a safe environment for scouts to work in, there should be no equipment or spars lying around in random places or getting in the way of walkways. The accessibility of a first aid Kit will also be marked.

There should also be no apparent safety hazards (uncovered axes, open knives beside sisal etc). Finally, the patrol will be marked for storing food safely their food should be packed away in a suitable waterproof container.

SATURDAY MAIN 2,3,4,5 500 MARKS

The following 4 inspections can be thought of as 1 big inspection by PLs as they will all take place at the same time when the patrols are on bases.

SATURDAY MAIN SITE INSPECTION 2:125 MARKS

This Inspection will focus on tents, layout and safety. Sleeping Tents and a Store Tent or a Dining Shelter will be marked with the best counting for marks. This gives patrols the option of using their Dining Shelter as their Store Tent or vice-versa. If you would prefer to have a store and a Dining shelter, then the best 1 of the 2 will count. Walls must be straight, doors must be closed, pegs and poles should be in line and pegs should be at the correct angle (roughly 45 degrees).

Site Safety and Hygiene will also be marked, so hazards should be avoided.

SATURDAY MAIN SITE INSPECTION 3:125 MARKS

This inspection looks at the fire, chopping area, wood pile and safety. Your fire will be marked for structure, security, standard of lashings and protection of spars and lashings.

You should have sufficient wood for dinner and breakfast, and it should be graded and protected from the elements. Your chopping area should be covered by some sort of sheet and should have a boundary. The area should be a sufficient size with a chopping

block. Axe and Saw Safety will be marked. Your Axe and Saw can be face down in your patrol box or can be stored safely in your chopping area. Safety and hygiene will be marked.

SATURDAY MAIN SITE INSPECTION 4: 125 MARKS

Saturday Main 3 will mark your 2 optional gadgets, your bins and your food storage.

Patrols must erect 2 of the following 3 gadgets

If Table and Seats are not one of the optional gadgets then you will need to bring Table and benches.

Table and Seating

Dresser

Gate

If all 3 are built, the best 2 of the 3 will count. Food organisation will be marked. All food must be stored in appropriate sealed containers. Cross contamination must be avoided. Perishable and non-perishable foods should be separated and cold storage should be facilitated. Your table should be clean and ready for use, your patrol equipment must be organised and water (at least 10 litres) must be available on site. Also, each Patrol will require a Sign/Flag as a method of identifying the Patrol.

SATURDAY MAIN SITE INSPECTION 5: 125 MARKS

Saturday Main 4 will mark your waste disposal. 2 bins must be provided to accommodate recycling and General and must be used appropriately. Also the site should have provision for liquid waste. Lashings and structure will be looked at on the main waste gadget.

Food storage boxes and storage of equipment will be looked at also during this inspection.

The Layout of the site will mark the use of space and positioning of gadgets. Boundaries will also be marked and all gadgets on site must be contained within the boundaries.

SATURDAY TEST MEAL 6: 200 MARKS

The patrol will be required to prepare a two-course meal when they return to their sites on the Saturday evening, cooked on either an altar fire or on gas. It is at the discretion of the patrol which they use; however less marks will be awarded for the use of gas. Cooking on Gas will be marked out of a max. of 50% of marks allocated to both test meal and Sunday Breakfast meal.

The patrol will be visited a number of times over the evening by the cooking and eating markers. They will be assessed on three key areas:

Food Preparation: There should be plenty of water on site and sufficient wood for the fire (if used). The chef should be working to a plan and their personal hygiene will be marked. The patrol should be cleaning as they go and overall food safety, general hygiene and cleanliness will be looked at.

Main Course and Dessert: The main course will be marked on whether sufficient food which constitutes a balanced diet is properly cooked, the presentation and are the patrol enjoying it. The dessert will be marked on its Quality, presentation, and complexity. The patrol should all be seated at the same time for eating.

Clean-up: The final area of inspection will be the clean-up. All cutlery, crockery and anything used in the preparation of the food should be washed and dried, ready to be inspected by the markers. The items can be placed on the table or on the patrol dresser. The used items should not be placed back in the patrol boxes until the makers have finished. The whole site should be left clean and tidy with no food on the ground. Patrol leadership and teamwork will also be marked.

SUNDAY PROGRESS/BREAKFAST 7: - 150 MARKS

This inspection will begin while the Patrol is still on site, and will include an inspection of the Patrols breakfast. Seeing as the patrol is on site, Patrol Leadership and Teamwork will be assessed. The breakfast, like the test meal, can either be cooked on the fire or gas but more marks will be awarded for the use of the altar fire; it will be marked for substance, taste, presentation/effort. It should be properly cooked and, like the test meal, the chefs personal hygiene will be assessed. Wash-up will be inspected after the meal and all pots, pans and eating utensils should be clean and dry.

Tents will be re-assessed for standard of pitching. Gadgets will be re-assessed to ensure that their structure and sturdiness has been maintained. All tents should be clean and organised inside. Patrol equipment should be organised neatly and safely. Boundaries will be re-assessed; the chopping area will be re-assessed and teamwork and Patrol leadership will be marked.

SUNDAY FINAL AND UNIFORM 8: 50 MARKS

This inspection will assess how efficiently the patrol strikes camp. The patrol must work as a team and have a plan. Personal Rucksacks should be packed properly with dirty or wet clothes separated from clean clothes. Rain Gear should be easily assessable and ground mats or sleeping bags left outside the rucksack should be covered. Patrol Box should be neatly packed. All Patrol equipment, including pioneering poles, should be organised neatly. Tents should be packed neatly and pegs should be clear of excess muck/soil. Leave No Trace will be marked and holes should be filled in. the fire area will be inspected for scorching and general site cleanliness.

Finally, Uniform will be marked. All Scouts should have Trousers, Shirt with appropriately earned badges on it (County, Patrol, Crean-award and Adventure skills), Neckerchief,

Woggle, Belt and Dark Footwear. Hiking Boots are acceptable. Personal Hygiene and the general appearance of the patrol will be assessed.

Essentials Campcraft Build:

Sleeping Tent(s)

Fire and Wood pile/Store

Boundaries

Bin

Choices:

Dining Shelter that incorporates Store

Or

Store Tent and Dining Shelter Separate

2 from the following 3

Dresser

Table

Entrance/Gate

LOG BOOK FOR WEEKEND: 100 MARKS

The Patrol's Log for the duration of the Shield Weekend will be the traditional hand-written log. Preformatted Logbooks will be provided to each Patrol on Friday Night on Arrival and there will be no additional paper provided. Additional/loose pages may not be added or stuck into the provided logbook. When completing a written log book, the following information should be included before any daily account:

1. Title Section (perhaps a rough coloured sketch of a troop badge)
2. A Profile of each Patrol member (Name/Rank in Patrol/Rank in Troop/No. of No. of Shields and Phoenix's etc.)
3. Daily Menu (Friday Supper – Sunday Lunch).
4. Incorporate the theme of the event throughout the log.

Each daily account should include the following information:

1. Main details: Date/Location/Weather
2. Overview of the Programme/daily activities.
3. Details of any achievements/challenges (if there are any!).
4. Any other interesting information worth noting.
5. Some rough sketches, (Perhaps a diagram of a pioneering project etc.)

Patrols are encouraged to keep Log Book entries clear and concise and avoid writing long-winded essays. Marks will not be deducted for spelling or grammatical errors.

Given that we will be camping for the duration of the event there will be no access to printing facilities and as such no marks will be allocated to photographs in the handwritten log.

Logs will be handed in for marking by 10.00pm on Sunday morning.

Sleeping Tent		S1	S2	S3	S4	S5	S6	S7	S8
Is the Tent pitched to a suitable standard	10								
Sleeping Arrangements									
Is the personal Gear inside and organised	10								
Dining Shelter/Store									
Has the structure been pitched	10								
Fire									
Is the Fire Constructed	10								
Site									
Is the Patrol Equipment Organised	10								
Is the Site safe from hazards	10								
Is there a First Aid Kit easily accessible	5								
Food Storage									
Is there a facility for cold storage	10								
Food Hygiene and safety	10								
Patrol									
Patrol Leader	10								
Team Work	5								
Total	100								
Signed: _____									

		S1	S2	S3
Sleepint Tent				
Are the Walls Straight and Doors Closed	15			
Are the Poles Straight and in line	10			
Are Pegs at correct angle and in line	5			
Sleeping tent clean and organised inside	10			
Dining Shelter				
Standard of Pitching	15			
Is it easily accessible	10			
Clean and organised on the inside	10			
	OR			
Store Tent				
Are the Walls Straight and Doors Closed	15			
Are the Poles Straight and in line	10			
Are Pegs at correct angle and in line	5			
Clean and organised on the inside	5			
Layout				
Boundaries	10			
All Site Items contained within the boundary	5			
Use of Space and positioning of Gadgets	10			
Safety and Hygiene				
General Site Safety	10			
Site Cleanliness	15			
Total	125			
Signed: _____				

		S1	S2	S3	S4
Fire					
Structure	10				
Lashings	10				
Is it safe and secure	10				
Are the spares protected	10				
Wood Pile					
Is the wood protected	15				
Is the wood graded	5				
Is there sufficient wood	5				
Chopping Area					
Sufficient size boundary	10				
Ground protected and chopping block	5				
Firepoint - Bucket of water or sand	10				
Axe and saw safety	10				
Safety & Hygiene					
General Site Safety	10				
Site Cleanliness	15				
Total	125				
Signed: _____					

		S1	S2	S3	S4	S5
Dresser						
Structure	10					
Lashings	15					
Function	10					
2 of 3						
Table and Seating						
Structure	10					
Lashings	15					
Correct Height	10					
2 of 3						
Gateway						
Structure	10					
Lashings	15					
Design and Patrol ID	10					
Food and Equipment						
Non-perishable food	10					
Perishable food	15					
Equipment Organisation	10					
Is water available on site	5					
Is Dining area clean	5					
Bins						
Are adequate bins provided	5					
Is there provision for recycling	5					
Total	125					
Signed: _____						

		S1	S2	S3	S4
Waste Disposal					
Structure	10				
Lashings	15				
Recycling and General	10				
Liquid Waste					
Is it Clean	10				
Is it functional	15				
Boundaries					
Similar Height	15				
Clove Hitch used on poles	15				
Poles in line	15				
Food and Equipment					
Cooler Box Clean	5				
Food Box Clean	5				
Equipment Storage	5				
Site					
Layout	5				
Total	125				
Signed: _____					

		S1	S2	S3	S4	S5
Meal Preparation:						
Wood	5					
Water	5					
Use of Altar Fire	10					
Food Preparation:						
Are the chefs working to a plan	10					
Chefs' Personal Hygiene	10					
Is the patrol cleaning as they go	10					
Food Safety and Hygiene	10					
Main Course:						
Properly Cooked	15					
Sufficient portions	15					
Enjoyed by all	10					
Presentation	10					
Patrol all seated to the table	10					
Dessert:						
Taste	10					
Effort	10					
Clean Up:						
Work Surfaces	10					
Cooking Gear	10					
Eating Gear	10					
General Tidyness afterwards	10					
Patrol						
Leadership	10					
Team Work	10					
Mark out of 50% if Gas is used						
Total	200					
Signed: _____						

		S1	S2	S3	S4
Sleeping Tent					
Standard of Pitching	5				
Tent Clean and Organised inside	5				
Store Tent					
Tent Clean and Organised inside	5				
OR					
Dining Shelter					
Tent Clean and Organised inside	5				
Dresser					
Structure	5				
2 OUT OF 3					
Table					
Structure	5				
2 OUT OF 3					
Gate					
Structure	5				
General					
Patrol Equipment Tidy	5				
Boundaries Taut	5				
Site Cleanliness	10				
General Site Safety	5				
Patrol					
Leadership	10				
Teamwork	10				
Breakfast					
Use of Altar Fire	10				
Chefs Hygiene	10				
Properly Prepared	10				
Substantial Breakfast	10				
Clean Up - Pots and Pans	10				
Clean Up - Surfaces/Dresser	10				
Clean Up - Cutlery/Plates	10				
50% of Breakfast if using Gas					
Total	150				
Signed: _____					

		S1	S2	S3	S4
Teamwork:					
Did they strike camp efficiently?	10				
Patrol Gear:					
Organisation of Patrol Box	5				
Layout of all Patrol Equipment	5				
Site:					
Holes Filled in	5				
Site Cleanliness (incl. Back of Site)	5				
Uniform:					
Is the Patrol in Uniform?	5				
Are the uniforms worn Correctly	5				
Appearance of Patrol	5				
Personal Hygiene	5				
Total	50				
Signed: _____					

	S1	S2	S3
Log Book layout			
Has the patrol included a title Section to the log?	5		
Is there a profile for each member of the patrol?	5		
Has the patrol included a menu for the weekend?	5		
Have the patrol outlined the weather throughout the event?	5		
Daily Activity Accounts (Fri)			
Does each daily account include the date?	5		
Does each daily account include an overview of the programme/activities undertaken?	5		
Does each daily account include artwork about the days activities?	5		
Does each daily account include details of achievements/challenges and incorporate the theme?	5		
Daily Activity Accounts (Saturday)			
Does each daily account include the date?	5		
Does each daily account include an overview of the programme/activities undertaken?	5		
Does each daily account include artwork about the days activities?	5		
Does each daily account include details of achievements/challenges and incorporate the theme?	5		
Daily Activity Accounts (Sunday)			
Does each daily account include the date?	5		
Does each daily account include an overview of the programme/activities undertaken?	5		
Does each daily account include artwork about the days activities?	5		
Does each daily account include details of achievements/challenges and incorporate the theme?	5		
Overall :			
Creativity, Effort and Theme.	20		
Total	100		
Signed: _____			

This year's programme bases will consist of 4 zones, each 90 minutes in length. Some zones will see your patrol travelling to a different timeline. In the other zones, you will be helping Doc out in his laboratory, and solving how to fix the flux capacitor! The background to each zone is found below.

Each zone will challenge your patrol's leadership, teamwork and creativity. These should be the main focus of any preparation. If you work within patrols at your weekly meetings, when camping and at activities, you will have no problem tackling these tasks. Full participation is important and should be encouraged by the patrol/watch/task leader.

As always, completion of any task is beneficial but not essential. Instructions and/or a tutorial will be provided for all tasks that require them. Keep an eye on our social media for some useful skill cards.

ZONE 1 SIEGE OF THE SHOWGROUNDS

Travel back in time to Middle Ages, to the year 1023, where your patrol will be caught in the middle of a battle for control of the showgrounds. The enemy is fierce and their defences strong. You must build a siege weapon to breach the stronghold. This zone will test both pioneering skills and your aim!

ZONE 2 - DOC'S LABORATORY

Science experiments to challenge your patrol with a focus on plan, do, review. Explosions, fire, food making, and strength tests will all feature - but not in the ways you might normally expect! Mayhem and mighty fun are guaranteed.

ZONE 3 BACK TO THE BASICS

You travelled too far into the future, post-apocalyptic 2123, with little resources available. Using 'old-fashioned' cooking methods, your patrol must survive on the land, creating food from what you can scavenge in your surroundings. Just hope Marty and Doc come to your rescue soon!

ZONE 4 TIME TRAVEL TROUBLE

Travelling between the past and the future is exhausting! It's a good thing you're staying in the same timeline at this base. Time to relax... but wait! Disaster has struck. The flux capacitor is broken, and you need to figure out how to fix it. Be prepared to work with your patrol and use all your scouting skills to save the day. Navigation, teamwork, and ingenuity are the name of the game... and make sure your trusty Scouting Trail is never too far from hand.



- A full patrol gear list will be released prior to the event (including pioneering spars etc. needed).
- Marking sheets for the programme zones are included in this pack.
- Pay attention to the social media accounts for extra information in the coming weeks.
- Staff will cost €15 per staff member this includes food.
- To Apply for staff email: shieldstaff2023@gmail.com with:
 - Name:
 - DOB:
 - Group:
 - Experience:
 - Skills:
 - Three areas from the list below you might be interested in.
 - Campcraft, Programme, Logistics, Admin, Subcamp, Cooking & eating, Logbooks, Site services, First aid, Security, Media & ceremonies and Catering.

Please note: If you are all staff scouter and venture must be vetted. Closing date for staff applications is 1 March

LARGE ACTIVITY MARKING SHEET

Programme Zone:		Marker Name:				
Area	Question	Poor	Fair / Average	Good	Very Good	Excellent
Leadership	1 Did the PL/TL brief and listen to the patrol?	0	0	0	0	0
	2 Did the PL/TL plan the base and manage progress ?	0	0	0	0	0
	3 Did the patrol communicate well as a team?	0	0	0	0	0
Teamwork	4 Did the patrol help each other , where necessary?	0	0	0	0	0
	5 How well did the patrol follow instruction from the PL/TL?	0	0	0	0	0
	6 Did the patrol act safely throughout the task?	0	0	0	0	0
Participation	7 Was everyone on the patrol engaged ?	0	0	0	0	0
	8 How well did the PL/TL encourage participation ?	0	0	0	0	0
Task Completion	9 How well did the patrol manage and utilise their time ?	0	0	0	0	0
	10 Did the patrol complete task element A?	0	0	0	0	0
	11 Did the patrol complete task element B?	0	0	0	0	0
	12 Where the elements completed to a high standard ?	0	0	0	0	0
	No. of ticks		x1	x2	x3	x4
		x1	x2	x3	x4	x5

Total of above:


Maximum marks available: **60**

SMALL ACTIVITY MARKING SHEET

Programme Zone:		Marker Name:				
Area	Question	Poor	Fair / Average	Good	Very Good	Excellent
Leadership	1 How effective was the PL in leading the patrol?	0	0	0	0	0
	2 Did the patrol communicate well as a team?	0	0	0	0	0
	3 Did the patrol have an effective plan?	0	0	0	0	0
Participation	4 Was everyone in the patrol engaged?	0	0	0	0	0
	5 Did the Patrol Complete the task(s) assigned?	0	0	0	0	0
Task Completion	6 Where the tasks completed to a high standard?	0	0	0	0	0
	No. of ticks		x1	x2	x3	x4
		x1	x2	x3	x4	x5

Total of above:

Maximum marks available: **30**



Cost

10 per scout
15 per adult

Staff dead line

1st March

Pack 2

1st March

Numbers dead line

1st March